




The smart All-Rounders

SiLine® Snack und Combi



Benefit from our strengths

Stilvoller Snack-Point – die SiLine®-Serie.

A feast for your eyes. SiLine® spiral vending machines have succeeded in harmonising aesthetics with current market requirements. Modern design and well thought-out technology promote maximum turnover at point of sale.

Snacks, bagged items and bars as far as the eye can see. Every product is appealingly presented to the customer through the SiLine®'s attractive high shiny glass door. As standard, SiLine® Snack and Combi vending machines are available in 780 and 990 mm widths.

Important consumer information such as ingredients, allergens or additional details relating to the product can be displayed on the touchscreen. The shopping cart function enables an order of up to 5 products in one purchase. The operator uses the deal function to offer an attractive combination of two products. Thereby increasing turnover on site by offering attractive product combinations.

SiLine® spiral vendors – in a nutshell, the key to successful sales.

The perfect mix – SiLine® Snack and Combi vending machines

The right mix is easy to find. SiLine® combi vending machines offer the advantages of a spiral and cold drinks machine in a single unit. Whether snacks, non-food products, cans, glass and PET-bottles or even beverage cartons – the combi range offers wide choice and high capacity.


The interior is always cooled to suit the particular product. Up to two different temperatures can be selected. As well as the standard snack version, the "LM" variant and the dual temperature "2T" version are available for the sale of fresh foods. Sielaff's "Food Safety Software" monitors the temperature in the fresh food zone and ensures that only perfectly chilled products are dispensed. The positioning of temperature separation can be adjusted between shelves to suit your layout. As an option your vending machine can be configured to vend standard drinks or in the LM-version to dispense smoothies or fresh milk drinks.

Beverages are stored upright in pusher-containers.

This means that the combi vending machines in the SiLine® series display the products better, have greater capacity and therefore generate more sales.

The SiLine® Snack and Combi M is the perfect choice to present particularly sensitive or bulky products in belt drawers. Gentle forward transport is handled by food grade conveyor belts. The belt drawers can be configured as an entire level or a mixed level with pusher drawer.


The lift system has been registered for a patent, it delivers even the most delicate of products safely to the customer. The innovative Sielaff lift system guarantees the gentle transportation of glass bottles, fizzy drinks and fragile products. The mix has it: Variety and high capacity in the smallest area.



Sales success – everywhere



The lift is perfect for fragile products, both round or square



SiLine® Combi M RA with design package A with spiral, pusher or belt drawers

**Your selling advantage:
Flexibility and wide product range.**

The spiral and combi vending machines are highly flexible when it comes to configuration, enabling virtually all fashionable products to be dispensed – changing products is quick and easy.

**Sustainability for the
environmentally conscious.**

Sielaiff is always at the forefront when it comes to the use of resources. Our illumination

Concept using LEDs, highly-efficient insulation, energy saving fan and a temperature regulating system to suit the requirements of each individual site and layout all contribute towards energy saving.

**Whether large, small, angular or
round – effortlessly vendable**

The Sielaiff system offers productspecific handling of fragile and highvalue items.

A lift – ideal for the gentle transport and safe dispensing of products – is recommended for beverages and belt levels. Typical for Sielaiff, the lift is smart, innovative and simply ingenious.

The lift travels right up to the selected product and transports even thin products effortlessly and gently to the impact-protected delivery drum. Fresh food products such as cooked meals, yoghurts, milkshakes, salads, sandwiches, also pastry and fruit reach the customer unharmed.

Even fragile glass packaging and difficult non-food articles are dispensed with absolute reliability.

**View our SiLine®
product film here**





Talent and Technology

General facts

- They can be used to sell confectionery, snacks, fresh food, beverages and non-food items from spiral, pusher and conveyor belt drawers
- Capacity: Probably the largest refrigerated area in the industry. Up to seven shelves with a maximum of nine selections per shelf
- Suitable for incorporating into a vending machine line
- Pushers and spirals are made from powder-coated metal
- Standardised installation area for payment systems
- Modular construction, which makes the vending machine service and recycling friendly

Technology


- Automatic motor recognition with simultaneous allocation of selection numbers
- Minimal conversion cost by coupling neighbouring motors to make wider selections
- No tools required to fit the appealingly designed spiral dividers
- Electronically controlled high performance push-in chiller unit
- Central mains power switch
- All SiLine® vending machines are suitable for use with telemetry. Data can be retrieved from the vending machine using USB and MDB
- The slide-out side drawer for hardware and software facilitates servicing
- Smart monitoring of the chiller and power supply for error recognition
- When opening the door, recognised problems are highlighted for the operator
- "Made by SIELAFF" innovation: the latest lift technology for the most delicate mode of product delivery
- 25 kg loading capacity per shelf means that reinforced shelving is no longer required



1x, 1.5s or double spiral for the maximum selection on one level, depending on the product



Select the ideal dispensing technology to suit your preferences and needs: Spiral, belt or pusher drawer



An attractive range of goods, tailored to the location, increases sales and therefore your success.

Technology (optional)

- Storage of fresh products in the vending machine (LM or 2T version). We highly recommend our fresh food illumination to enhance the presentation of products such as meat, sausages and smoothies.
- Light barrier for monitoring product delivery

Refrigeration

- Low maintenance, hermetically sealed cooling system with electronically regulated, high-performance push-in chiller unit
- As standard HC refrigerant R-290 with a GWP of 3
- Overheating protection
- Optimum refrigeration circuit thanks to the insulation, large floor filters and air outlets

Energy

- Freely programmable refrigeration and illumination
- Reduction of power consumption at the weekend or at night using Eco-mode, refrigeration unit with energy saving fans
- Insulation glazing made from composite safety glass, energy saving LED-lighting inside

Delivery drum

- Vandal-resistant, locked and manipulation-proof product dispense thanks to the sluice function
- Fully-automatic, motorised dispense drum

Touch display

- 7"-Touch display with stunningly brilliant, wide angle picture quality, LED-backlighting
- Resolution of 800 x 480 pixels
- Product pictures and information display
- PC-technology – generous 200 MB of storage space for pictures, video clips etc. The storage capacity can be increased even further by using an USB-stick
- Slide show/video
- Guided maintenance and cleaning using pictures
- Detailed error listing and support function for fault finding
- Large information area – shopping cart function, deal button, product details and ingredients



Talent and Technology

Spiral selections

- First-in-first-out principle
- Fast and easy spiral adjustment "SiClip'n turn", patent pending
- Shelf height can be adjusted in small increments
- The additional option of a 1.5 width spiral significantly increases the number of selections on a shelf
- Maximum product dimensions (height x width x depth)* for vending different product shapes from spirals as shown in the illustration opposite

Pusher selections (optional)

- First-in-first-out principle
- Designed especially for drinks: This dispense method is perfect for selling bottled or canned drinks – as used in the GF-vendors
- Cans, bottles and drink boxes are presented upright – not in spirals. This enhances product presentation and provides greater capacity.
- The maximum product dimensions* which will fit inside a pusher are

SiLine® Combi S

265 mm high** and 72 mm wide

SiLine® Combi M

285 mm high and 78 mm wide

- In the case of angular products the depth of the product should provide good stability in the drawer

Belt drawer (optional)

SiLine® Combi M

- First-in, first-out principle
- Light grid is required for the dispense outlet
- For products that are not suitable for either spiral or pusher compartments
- Max. weight per single belt 12.5 kg
- For product dimensions, see product shapes diagram
- Replace pusher compartments 1:1
- Belts are suitable for food items
- Several selections can be linked together

4-belt drawer (1 – 4)

Single compartment width 82 mm,
Max. product height 105 mm

3-belt drawer (1 – 3)

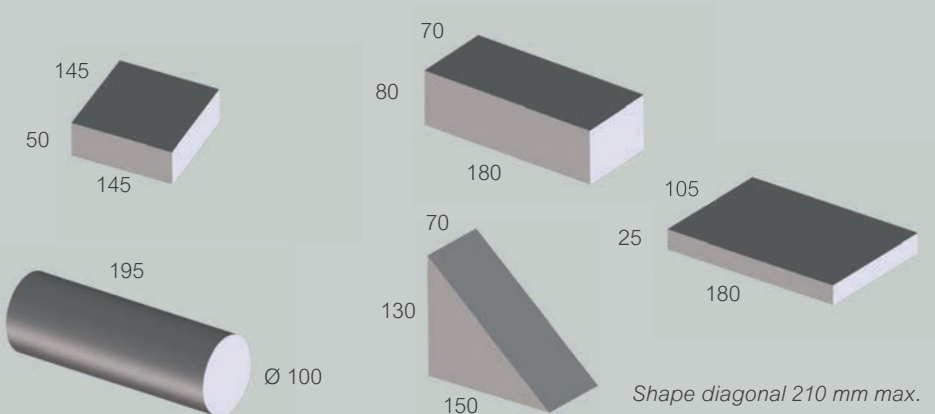
Single compartment width 110 mm,
Max. product height 105 mm

- Belt drawers can be customised by removing dividers
- Quick product range changeovers possible

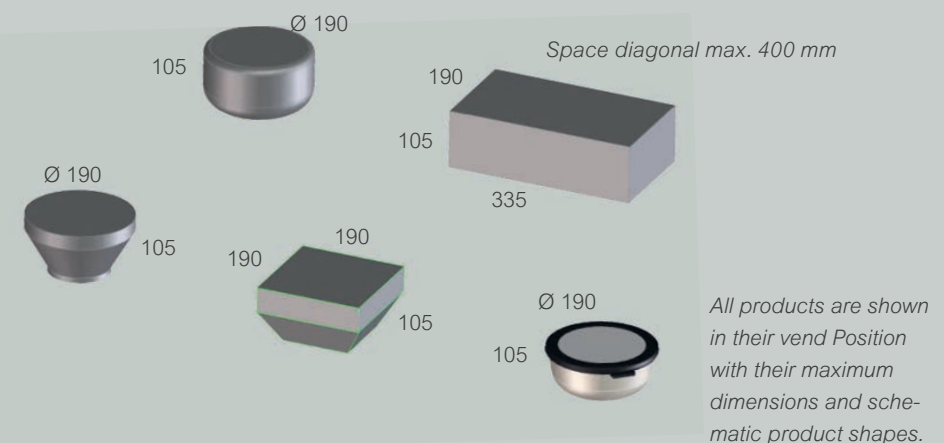
Product shape:

Maximum dimensions*
Possible product shapes*

– Spirals

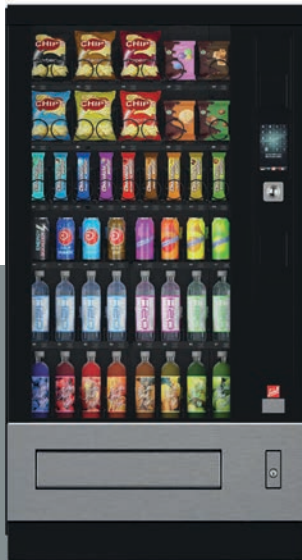


– Belt drawer:



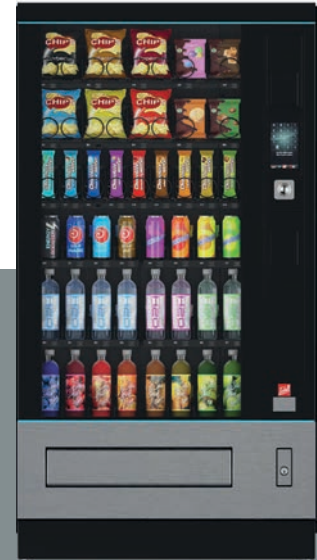
* In the event that the dimensions are exceeded even slightly, it is imperative to check smooth handling each time to ensure correct dispensing. All values are approximate. Dispensing capability may depend on the shape of the product.

** For technical reasons in selection 2 the product height in every pusher must not exceed 250 mm



VA Design

VA* Design



Design package A

Design package A

includes:

– 2 LED decorative strips

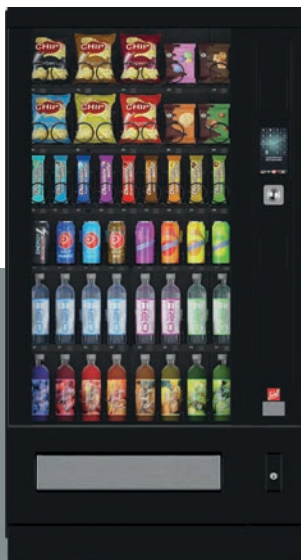
Overview of vending machines available in Design VA

SiLine® Snack and Combi S SiLine® Snack and Combi M	Untere Türdekor- blende	Obere Türdekor- blende	LED- Dekorstreifen
Design VA	VA	RA	NEIN
Design VA + Design package A	VA	RA	JA

* VA = lower stainless steel design panel, crossways


Variety is the winner: The VA design

Design package A may
be selected in addition
according to requirements



RA Design

RA* Design



Design package A

Design package A

includes:

– 2 LED decorative strips

Overview of vending machines available in Design RA

SiLine® Snack and Combi S SiLine® Snack and Combi M	Untere Türdekor- blende	Obere Türdekor- blende	LED- Dekorstreifen
Design RA	RA	RA	NEIN
Design RA + Design package A	RA	RA	JA

* RA = lower design panel RAL-painted, crossways

Modular design – individually configured

The RA Design with RAL-painted
surfaces can be enhanced with
Design package A.

Configuration examples

Overview of the options available

SiLine® Snack and Combi	S	M
Lift for all layouts and cooling options	X	X
LM-version “Fresh food” throughout the vending machine	X	X
2T-version “Fresh food”/ Snack	X	X
Combi -Temperature for snacks and drinks layouts	X	X
Full spiral layout	X	X
Mixed spiral layout with pusher shelves	X	X
Full pusher layout	X	–
Mixed layout spiral, pusher and belt drawer	–	X
Layout of a single-product belt drawer	–	X

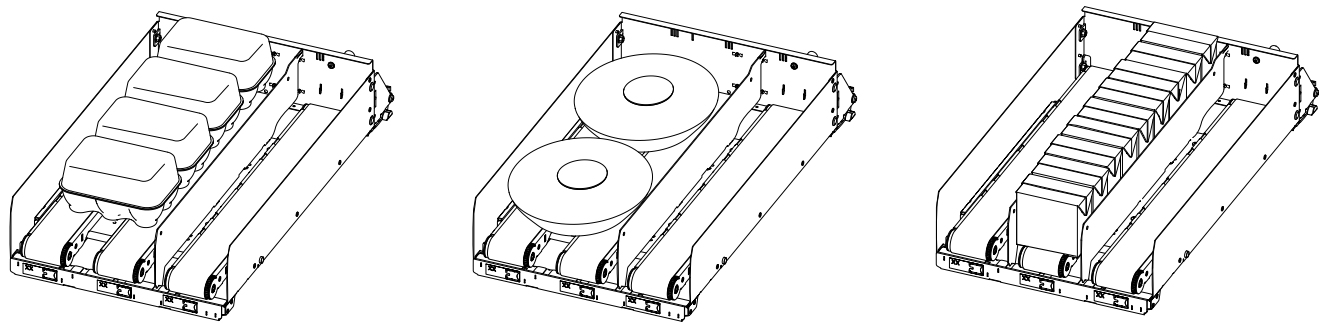
Custom configuration – suitable for any location.

The SiLine Combi M configuration options are as variable as the range of products. The belt drawer expands the range of products and configuration options many times over.

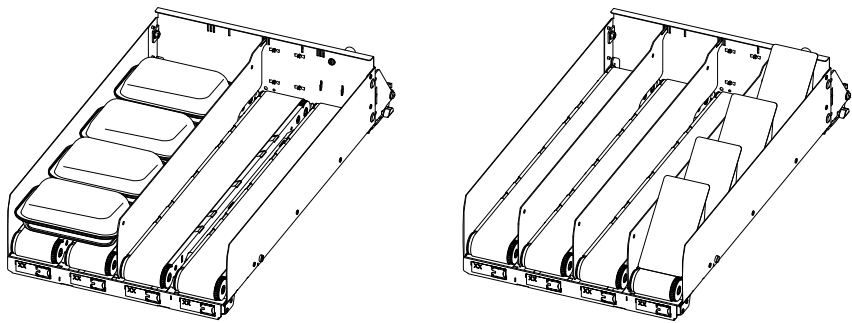
Add variation to single levels or only in some areas – secure dispensing is ensured by the lift and a light grid.

Belt drawer examples

SiLine® Snack and Combi M: Layout examples for a triple belt drawer



SiLine® Snack and Combi M: Layout examples for a quadruple belt drawer



Choose the required selection width to suit your requirements

Configuration examples

SiLine® Snack and Combi S: Layout examples

The standard layouts are based on 6 or 7 shelves. Left and right hand spirals are available in a variety of sizes. The spiral Settings can be configured as single, 1.5 wide, double and triple. Double selections are fitted with one twin motor or 2 single motors, triple selections with 2 single motors or one twin and one single motor.

The combination of spiral, pusher or belt levels for custom products ensures optimised presentation and capacity utilisation of your vending machine.

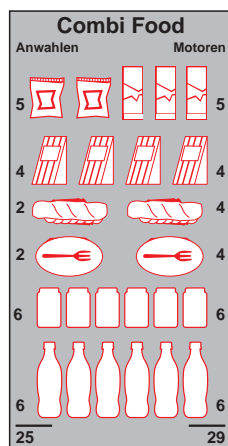
Countless other layouts can be created based on the basic layouts simply by adding selections or levels.

The examples shown are suggestions only. Should you require a different layout, please do not hesitate to contact us.

Our speciality is providing solutions to suit every location.

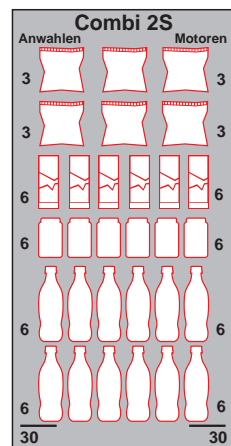
Combi Food – 6 shelves

2 x 1.5 wide selections and
3 single selections on 1 shelf
4 x 1.5 wide selections on 1 shelf
4 x triple selections on 2 shelves and
12 pusher selections on 2 shelves
17 single motors in spiral area and
12 single motors in the pusher area



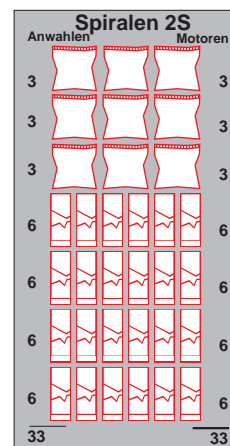
Combi 2S – 6 shelves

6 double selections on 2 shelves
6 single selections on 1 shelf and
18 pusher selections on 3 shelves
6 twin motors, 6 single motors in
the spiral area and 18 single motors
in the pusher area



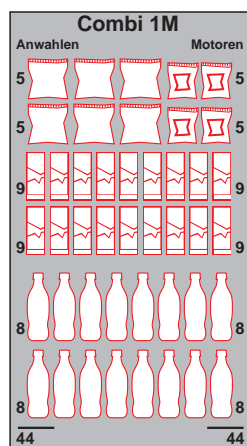
Spiral 2S – 7 shelves

9 double selections and
24 single selections
9 twin motors, 24 single motors



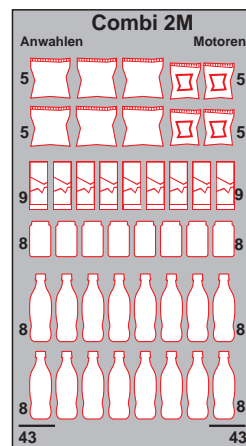
Combi 1M – 6 shelves

3 x double selections and
4 x 1.5 selections on 2 shelves
18 x single selections on 2 shelves
16 x single selections on 2 shelves
6 x twin motors, 22 single motors
in the spiral area and 16 single motors
in the pusher area



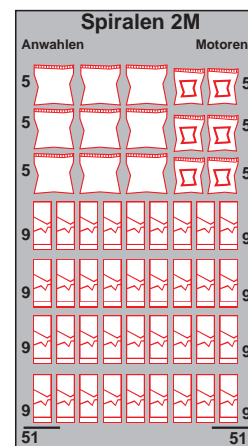
Combi 2M – 6 shelves

6 x double selections and
4 x 1.5 selections on 2 shelves
9 x single selections on 1 shelf
24 x pushers on 3 shelves
6 x twin motors, 13 x single motors in
the spiral area and 24 single motors
in the pusher area



Spiral 2M – 7 shelves

3 x double selections
6 x 1.5 selections on 3 shelves and
36 x single selections on 4 shelves
9 twin motors and 42 single motors





Housing and door
available in jet black (RAL 9005),
white aluminium (RAL 9006) and
pure white (RAL 9010)

* Vending machine dimensions
may vary due to add-on
parts and accessories



SiLine® Snack and Combi S, VA Design Dimensions

- 1,830 x 780 x 895 mm
(height x width x depth)*

Weight

- Approx. 300 kg
(when empty, depending on layout)

Electrical data

- 220 – 230 V / 50 Hz / mind. 10 A

Power consumption

- 400 W
(varies depending on the refrigeration)

Energy consumption labelling

- in accordance with regulation
(EU) 2019/2018 DIN 50597:2018
HC refrigerant R-290
Energy efficiency category D



Energy efficiency for all vending machine
types can be found under
<https://sielaff.de/en/products/vending-machines/energy-consumption-labelling>



Housing and door
available in jet black (RAL 9005),
white aluminium (RAL 9006) and
pure white (RAL 9010)

* Vending machine dimensions
may vary due to add-on
parts and accessories



SiLine® Snack and Combi M, VA Design Dimensions

- 1,830 x 990 x 895 mm
(height x width x depth)*

Weight

- Approx. 340 kg
(when empty, depending on layout)

Electrical data

- 220 – 230 V / 50 Hz / mind. 10 A

Power consumption

- 400 W
(varies depending on the refrigeration)

Energy consumption labelling

- in accordance with regulation
(EU) 2019/2018 DIN 50597:2018
HC refrigerant R-290
Energy efficiency category D



Energy efficiency for all vending machine
types can be found under
<https://sielaff.de/en/products/vending-machines/energy-consumption-labelling>



Sielaff GmbH & Co. KG
Automatenbau Herrieden
Münchener Str. 20
91567 Herrieden
Germany

Telephone: +49 9825 18-0
export@sielaff.de
www.sielaff.com

**See here for our com-
pany profile video**

