



# The Reverse Vending Expert

SiLine® SiOne series



# Benefit from our strengths

## Sustainability starts with reverse vending

Sielaff is not only the leading German vending brand, but also the pioneer in the field of reverse vending systems. The SiLine® SiOne-Series with its ease of handling and fast processing speed, provides cleanliness and hygiene benefits – both to employees and customers. Contact with empty packaging is a thing of the past, now replaced by smooth and trouble-free daily operation.

## Wide range of materials accepted

The SiLine® SiOne series is the cost-effective solution for returning reusable and nonreusable drinks packaging – such as PET-bottles, cans and cups. The SiLine® SiOne S offers a compact and high-performance solution for smaller locations or those with low return rates. The SiLine® SiOne M boasts larger housing and greater capacity, making it perfect for locations with high return rates. The further development of updates and classification with up to four different items the SiLine® SiOne series offers improved packaging recognition and thereby greater protection against fraud. Invalid or manipulated labels and packages are rejected. Straight-forward, menu-guided programming means that new products can quickly be incorporated into the system.

## Well-thought-out Technology

Separation into two sections – PET-bottles/ cans or non-reusable/reusable packaging – provides useful pre-sorting of packaging. Typical Sielaff detail such as fold-out holder for the empties bags and efficient container swap is synonymous with our high level of user friendliness. A handle is even provided to facilitate emptying.

## SiDrop for taking back even more

As an option the "SiDrop" can be integrated into the SiLine® SiOne M. This feature makes it possible not only to accept PET but also glass and reusable containers. To save space the control board is mounted inside the container. The SiDrop and SiOne are interconnected via a cable. The board is controlled by SiLine series software. Glass, PET, cans or cups can be accepted.

Typically Sielaff, detail such as fast container swap-over and simple connection. Sielaff are synonymous with the highest level of user-friendliness.

The SiDrop is inserted at ground level. If required, it can be emptied at the machine or independently at another location. Emptying is always at an ergonomic height because the belt with the empty containers smartly self-adjusts.

## Future-proof

Can be telemetry enabled so that data can be downloaded from the machine or directly into the machine using a USB-stick. The software can monitor the number of containers and amount of deposits refunded. Operation is simple and effortless.



*The green LED shows the customer that the SiLine SiOne is ready for use*



*The touch-display is intuitive and easy to use for both the customer and staff*



*With SiDrop as an option (only possible with SiLine® SiOne M)*

## Modern design – perfect in a vending line

The SiLine® SiOne-Series with its modern design integrates seamlessly into any environment. There are two different designs to choose from:

- **SiLine® SiOne S or SiOne M RA**  
Design package A (optional)
- **SiLine® SiOne S or SiOne M VA**  
+ Design package A (optional)

Top quality, matt painted steel with the lower decorative door panel in striking stainless steel is standard with design type VA. Design type RA showcases continuous matt painted steel incorporating the lower decorative door panel.

The LED-decorative strips in design package A are a real eye-catcher. Whatever the location the uniform line design of the SiLine® range guarantees a positive perception and fits perfectly into any surroundings. Even as a single unit, the SiLine® SiOne-range of machines creates a great impression from day one.

## Simple as a Smartphone

Communication is easy and effective using the 7"-Touch-Display which shows the customer straightaway the acceptance status and the amount of deposit refund. Operation is intuitive and easy. High storage capacity enables video clip playback and commercials.



# Talent and technology

## SiLine® SiOne S

The SiLine® SiOne S provides a compact and high-performance solution for smaller locations or where the volume of empties return is lower.

High level processing accuracy enables fast handling of the take-back process ensuring high customer satisfaction.

Simple operation and programming makes the SiLine® SiOne S the ideal solution for areas where space is at a premium, without compromising on performance.

## SiLine® SiOne M

Thanks to its larger housing the SiLine® SiOne M offers higher capacity which makes it perfect for locations with higher levels of empties being returned. In addition, as an option the the "SiDrop" can be integrated into the SiLine® SiOne M.

This means that not only PET-bottles and cans can be accepted but also glass and reusable containers. This enhancement makes the SiLine® SiOne M the perfect solution for locations with high empties return or those with a wide variety of packaging.

## General facts

- Returning PET-non-reusable and recyclable containers cans and cups with an EAN-code
- The acceptance of glass bottles is possible with the SiLine SiOne M
- Barcode recognition (up to 20,000 codes)
- Acceptance speed: Up to 30 containers per minute
- Capacity: Approx. 700 bottles (0.5 l PET) or approx. 800 cans

### Optional:

- SiDrop, approx. 350 bottles (0.5 l glass). For mixed acceptance comprising smaller bottles a greater capacity is achievable
- Perfect for a vending line with other SiLine and vending machines
- Modular design: service-friendly and easy to recycle
- Optimal range of application: closed environment such as company canteens

## Features

- Rotating drum
- Coin hopper holds up to 2,000 coins
- Barcode scanner recognition range approx. 170 mm
- Packaging recognition
- Sluice gate function in the acceptance area
- LED-strip Status indicator
- Collection bag holders

## Options

- Up to 2 coin hoppers possible
- Sorting into two Sections
- SiDrop possible (only with SiLine SiOne M)
- Roller container (only with SiLine SiOne S)
- Receipt Printer
- Ingress protection, Thread catcher
- Product recognition (cup acceptance is possible either with or without barcodes)

## Payment systems

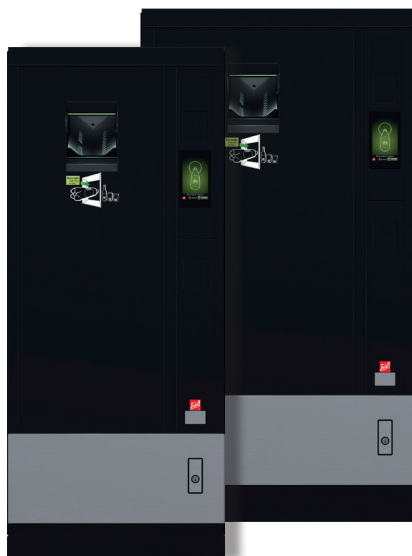
- Cashless systems can be easily integrated



*SiLine® SiOne M with optional SiDrop:  
The SiDrop can be easily removed by sliding it out of the SiLine® SiOne. Emptying can either be carried out at the machine or at another location. As the contents are removed the belt continuously moves upwards, making it an ergonomic solution and convenient for staff when unloading.*



## Design VA\*

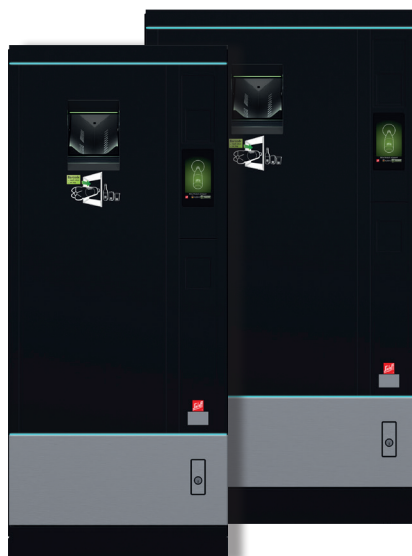


### Convincing variety: exquisite design VA

Design package A can be selected,  
to suit requirements

### Details of the Design VA

SiLine® SiOne S and M	Lower decorative door Panel	Upper decorative door Panel	LED-decorative strips	Front foot plate
Design VA	VA	RA	NO	RA
Design VA + Design package A	VA	RA	YES	RA



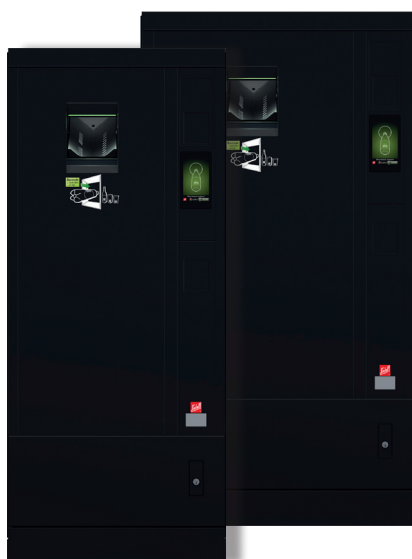
### Design package A

### Design package A

includes:  
– 2 LED decorative strips  
– RGB colour(s) freely-programmable

*\*VA = brushed stainless steel*

## Design RA\*

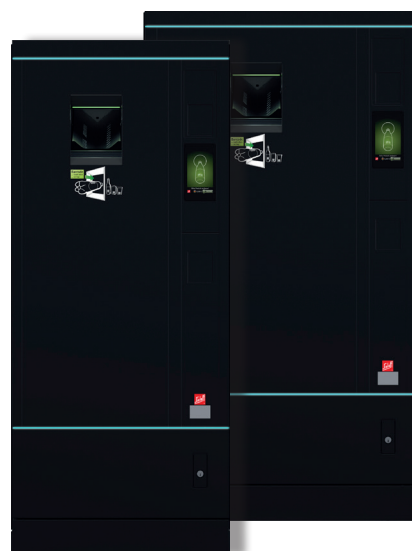


### Modular design – individually configured

The design RA with RAL-painted  
surfaces can be enhanced with  
design package A.

### Details of the Design RA

SiLine® SiOne S and M	Lower decorative door Panel	Upper decorative door Panel	LED-decorative strips	Front foot plate
Design RA	RA	RA	NO	RA
Design RA + Design package A	RA	RA	YES	RA



### Design package A

### Design package A

includes:  
– 2 LED decorative strips  
– RGB colour(s) freely-programmable

*\*RA = RAL painted*

View our SiLine®  
product film here



\* Machine dimensions  
may vary due to add-on  
parts and accessories



#### SiLine SiOne S Dimensions

- 1,830\* x 780 x 716 mm  
(height x width x depth)\*

#### Weight

- Approx. 145 kg

#### Container size

- Max. diameter 140 mm  
Max. length 380 mm

#### Acceptance Speed

- Up to 30 units per Minute

#### Capacity

- Approx. 400 bottles (0.5 l PET)  
or approx. 560 cans

#### Electrical Data

- 220–230 V / 50/60 Hz /min. 10 A

#### Operating temperature

- +2 °C up to +32 °C (Climate class N)

*\* Machine dimensions  
may vary due to add-on  
parts and accessories*



#### **SiLine SiOne M Dimensions**

- 1,830 x 990 x 895 mm  
(height x width x depth)\*

#### **Weight**

- Approx. 200 kg

#### **Container size**

- Max. diameter 140 mm  
Max. length 380 mm

#### **Acceptance Speed**

- Up to 30 units per Minute

#### **Capacity**

- Approx. 700 bottles (0.5 l PET)  
or approx. 850 cans

#### **SiDrop option**

- Approx. 350 bottles (0.5 l glass)  
Larger capacity with smaller  
bottles or mixed packaging

#### **SiDrop Dimensions and Weight**

- 1,250.75 x 822 x 828.23 mm  
(height x width x depth)\*  
Weight approx. 81.5 kg

#### **Electrical Data**

- 220–230 V / 50/60 Hz /min. 10 A

#### **Operating temperature**

- +2 °C up to +32 °C (Climate class N)



Sielaff GmbH & Co. KG  
Automatenbau Herrieden  
Münchener Str. 20  
91567 Herrieden  
Germany

Telephone: +49 9825 18-0  
Telefax: +49 9825 18-311155:  
export@sielaff.de  
www.sielaff.com

**See here for our  
company profile video**

