



Premium pleasure

SiLine® HG TS series



Benefit from our strengths

The SiLine® HG TS series – aesthetically pleasing.

With its easy handling and operation, the SiLine® HG TS series appeals to all of the senses. Hygiene always comes first with its glass front and capacitive buttons (HG TS7) or with a full-surface glass-fronted touch display (HG TS27).

The modern, appealing SiLine®-design enables the SiLine® HG TS series to integrate seamlessly into the SiLine® line of machines. There are various designs to choose from:

- **SiLine® HG TS7 or TS27 RA**
+ design package A (optional)
- **SiLine® HG TS7 or TS27 VA**
+ design package A (optional)
- **SiLine® HG TS7 or TS27 Trend**

The standard VA Design comprises matt painted steel with decorative panel made from polished stainless steel on the lower door. The RA Design is showcased by its full matt powder-coated steel finish. A real eye-catcher is the LED-strip lighting which comes with Design package A.

The Trend variant comes with a lower advertising panel which can be illuminated if required.

Intuitive with capacitive buttons, a definite Plus.

The large, upper advertising panel and 20 capacitive product decals on the SiLine® HG TS7 cannot fail to attract attention. The advertising panel and product decals are quick and easy to change. Important consumer information such as ingredients, allergens or additional recipe information can be displayed on the 7"-touch display with its exceptional, wide-angle picture quality. The beverage selected is depicted on the touch display. Add-on selections such as sugar or coffee strength are easily entered using the capacitive selection buttons and are also shown on the touch display.

SiLine HG TS27

The highlight of the SiLine® HG TS27 is the impressive 27-inch full HD multi-touch display, which enables intuitive and simple operation. It is frameless and installed behind 5mm of robust tempered glass. Not only does the design offer maximum protection, it also creates a seamless and elegant look. The anti-glare effect ensures razor-sharp image quality and a pleasant user experience without distracting reflections – the display remains clear

and easy to read, even in direct sunlight. Its touch display was developed and produced in Europe to guarantee reliable performance and a long operation life. The user-friendly GUI (Graphical User Interface) on the SiLine® HG TS27 is built for quick and intuitive navigation. The user interface can be easily adapted to suit specific user requirements.

Various options for efficient product selection:

- **Direct selection:**
All available products are shown on a single page. The selected product is prepared immediately.
- **Direct selection with additional choices:**
Options such as milk or sugar are easily added for an even more personalised selection.
- **Group selection:**
Organise products into groups for a structured overview and targeted selection.
- **Refinement level:**
Make your selection and then refine it on a second level, e.g. with options such as milk, sugar, premium choice or strength – for customised preparation and personal enjoyment.



A quality coffee freshly prepared by the SiLine® HG TS7.



In every model the SiLine® HG TS7 and SiLine® HG TS27 boasts a hygienic glass front and large delivery unit.



The "Trend" model is fitted with a lower advertising panel.

The size of the product decals adjusts to suit the number of selections in a row. Detailed descriptions can be added to each product to provide customers with all the information they need, including allergens and ingredients. Simple language settings enable the selection of different languages to accommodate international customers.

Slideshow, Videos & Co. – Easy to operate

Pictures and data stored on a USB-stick can be loaded directly onto the machine using drag and drop. High storage capacity enables videos and much more to be saved. Show your products at their best in a slideshow or up-to-date video clip.

Technical features boasting Premium quality: The water system

The extensive variety of products has something for everyone. Not only coffee and coffee variations but also other kinds of hot beverages are served at the perfect temperature. The water system enables the temperature to be individually programmed for every product and ingredient.

Example: Cappuccino

The perfect brewing-temperature for espresso is 92°C, the whitener is best prepared at 85°C.

Ease of filling the instant product containers

Thanks to the forward tilting containers ingredients can be easily refilled inside the machines.

International palates are also catered for

A dry sugar dispenser and a stirrer dispenser are available as options – no instant product container capacity is lost.



Talent and technology

SiLine® HG TS series – Technical features

Grinder

- High performance 65 mm diameter grinding discs made from tempered steel
- Easily adjustable grind from espresso to French Press
- Thermal monitoring of damage caused by foreign particles
- Transfer of ground beans via a funnel straight from the grinder into the brewer

Mono variant

- Single grinder
- Bean container capacity up to 5 kg

Duo variant

- Two grinders
- Two bean containers each with a capacity of up to 2.2 kg

Instant product container

- Instant product containers are a uniform size: 5 litres
- Ingenious twist cap SiTwist'n Lock with coloured marking to indicate the individual positions: open / closed
- Containers are filled in the machine, no need to remove
- Ergonomic filling process, simply tilt the individual instant product container forwards

Espresso-Brewer

- High-Tech-Peek brewer
- Coffee portions from 6-14 g
- Insulated stainless steel brewing chamber
- Durable, hydraulically inflated brewer seals
- Double press
- Microfilter – crema filter
- Freely adjustable contact pressure and squeeze pressure
- Sielaff's pre-infusion technology – adjustable to suit every drink
- Software monitored

Hot water system


- Innovative water system. The temperature can be adjusted for each product and component product
- 2.0 kW boiler, plus additional heating depending on the flow rate
- 230 V vane pump
- Output 100l/hr
- Electronically monitored water quantity dispense
- All water carrying components are insulated against heat loss

Dispense outlet

- Large, open dispense outlet with light barrier and optional RGB-user prompting
- Foldable cup table
- Suitable for individual cup or coffee pot up to a height of:
 - Max. 110 mm using the cup table
 - Max. 170 mm with the cup table folded up
- Adjustable cup catchers with two different cup mechanisms retain the cups securely in the removal position

Familiar BAM cup dispenser mechanism

- The number of cup dispenser mechanisms is freely configurable
- No cup dispenser mechanism (default), when own cup is used
- Optional:
 - One cup dispenser mechanism for 70 mm or 80 mm
 - Two identical cup dispenser mechanisms
 - Or two cup dispenser mechanisms in different sizes (70 mm and 80 mm)
- Up to 1,200 cup capacity
- Selection-based programming of the respective cup dispenser mechanism
- Different cup prices can be programmed
- Different cup types (plastic, paper, reusable)



Duo variant with two grinders



Direct transfer of fresh ground product from the grinder into the brewer via a funnel.



„SiTwist'n Lock“: Instant product container lock with a visual indicator for open (green) and closed (red)

SiLine® HG TS series Touch-Displays

SiLine HG TS7

- 7"-touch display - ideal communication platform for customers, fillers and technicians
- Bright, wide-angled presentation
- Presentation of consumer information such as ingredients, allergens or additional information
- Visual presentation of selections and additional extras
- Pictures and data can be transferred directly from the USB-stick to the machine using Drag-and-Drop

SiLine HG TS27

- 27" touchscreen behind full-surface glass front
- Frameless installation behind 5 mm of tempered glass
- Full HD multi-touch with anti-glare
- Intuitive GUI
- Product descriptions possible for each selection
- Simple language switch
- Presentation of consumer information such as ingredients, allergens or additional information
- Images and data can be transferred directly from a USB stick to the vending machine using drag-and-drop
- Configurable advertising space or slide-show area for advertising videos and images

View our SiLine®
product film here



Innovation sets standards – water system, twist lock, containers

Water system

Sielaff's new water system guarantees that hot drinks are served at the perfect temperature. The temperature of every product and component product can be programmed individually. Cappuccino with whitener served to the same standard as one from your favourite cafe. To prevent heat loss all water-carrying components are insulated – when it comes to taste the sky's the limit.

SiTwist'n Lock

Working on the vending machine is facilitated by Sielaff's new twist lock on the instant product containers. The red and green colours show at a glance if the container is open or closed.

Containers

The containers can be directly filled in the SiLine® HG TS series. The ergonomic forward-tilting motion facilitates the filling process. The containers can be removed from the vending machine for filling or cleaning.

Design VA*

Design RA*

Convincing variety: exquisite design VA

Design package A can be selected,
to suit requirements



Design VA



Design RA

Design package A

includes:

- 2 LED decorative strips
- RGB colour(s) freely-programmable



Design package A

Design package A

includes:

- 2 LED decorative strips
- RGB colour(s) freely-programmable

Details of the Design VA

SiLine® HG TS series	Lower decorative door panel	Upper decorative door panel	LED-decorative strips	Front foot plate
Design VA	VA	RA	NO	RA
Design VA + Design package A	VA	RA	YES	RA

Details of the Design RA

SiLine® HG TS series	Lower decorative door panel	Upper decorative door panel	LED-decorative strips	Front foot plate
Design RA	RA	RA	NO	RA
Design RA + Design package A	RA	RA	YES	RA

*VA = brushed stainless steel, RA = RAL painted

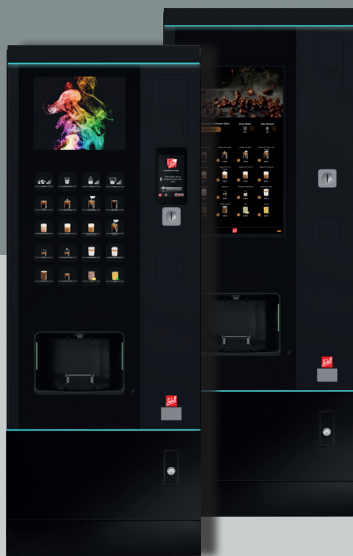
Design "Trend"

Modular design – individually configured

The design RA with RAL-painted surfaces can be enhanced with design package A.

Perfect also for a SiVend-line

The Trend model is fitted with a lower advertising panel which can be illuminated as an option. This design slots perfectly into a SiVend line.



Design package A



Trend

The Trend variant

includes:

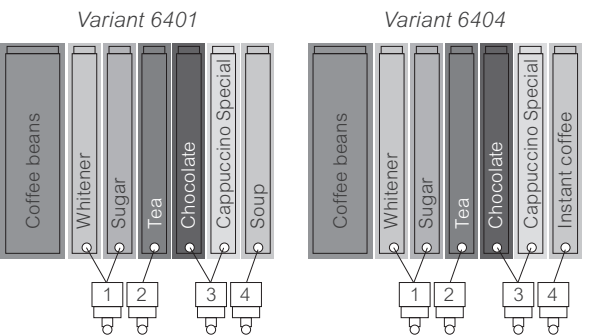
- Vertical operating panel to the floor
- Lower advertising panel

Details of the Design Trend

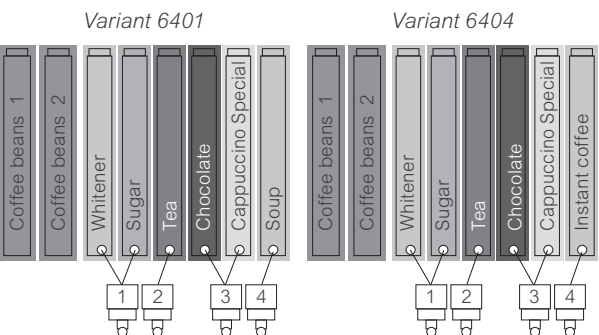
SiLine® HG TS series	Additional lower advertising panel	LED-decorative strips	Front foot plate
Trend	YES	NO	RA

Product variants

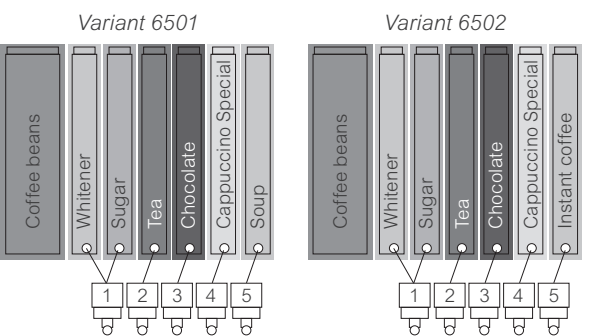
SiLine® HG TS series – Mono variant



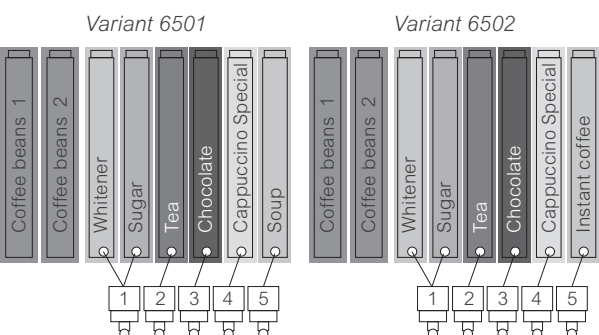
SiLine® HG TS series – Duo variant



SiLine® HG TS series – Mono variant



SiLine® HG TS series – Duo variant



Cup dispenser mechanism capacity

Cup volume in the cup stackers	70 mm / 180 ml 6	80 mm / 300 ml 5
Capacity Total	600 cups	325 cups
Capacity Single stacker	100 cups	65 cups

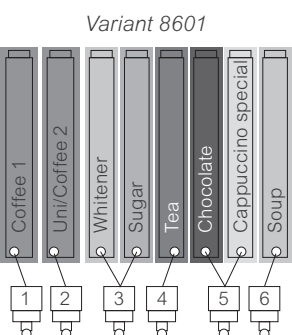
Fill quantities instant product container

Container width (approx.)	80 mm
Container height (approx.)	410 mm
Container volume	5.0 litres
Instant coffee	1200 g
Sugar	4500 g
Whitener	3000 g
Tea	5000 g
Soup	4000 g
Chocolate	3500 g
Cappuccino	3000 g

Fill quantities bean container

Container volume	Mono 15.0 litres	Duo 6.7 litres
Beans	5000 g	2200 g

SiLine® HG TS series – Instant variant



Instant product container

- Ergonomic filling in the machine
- Tiltable instant product container
- Instant product container can be removed
- Hinged lid on instant product container
- SiTwist'n Lock:
Lock with optical and tactile confirmation
of status i.e. whether open or closed
- Product slide made from anti-static material

SiTwist'n Lock





Door available in
jet black (RAL 9005),
white aluminium (RAL 9006)
and pure white (RAL 9010)

* Machine dimensions may
vary due to add-on parts
and accessories



SiLine® HG TS7 Dimensions

- 1830 x 700 x 755 mm
(Height x Width x Depth)*

Weight

- 210 kg

Cup capacity

- Up to 180 cups per hour (depending
on product and settings)

Electrical data

- 220-230 V/50/60 Hz/10 A

Power

- 2.3 kW

Water connection

- John Guest

Selection type

- 20 capacitive buttons and
7-inch Touchscreen

Container volumes: Bean containers

- | | | |
|------|--------------------|-------------|
| Mono | approx. 5.0 kg | 15.0 litres |
| Duo | approx. 2 x 2.2 kg | 6.7 litres |

Instant product container

- 80 mm 5.0 litres

Grout containers

- Approx. 550 coffee cakes

Cup dispenser mechanism

- Without cup mechanism as standard,
optionally one or two cup mechanisms
(up to 1200 cups for two cup mechanisms)

To-Go cups, cups and pots

- Mugs and cups up to a maximum height of
110 mm standing on the cup table
- Coffee pots up to a height of 170 mm
(cup table folded up)



Door available in
jet black (RAL 9005),
white aluminium (RAL 9006)
and pure white (RAL 9010)

* Machine dimensions may
vary due to add-on parts
and accessories



SiLine® HG TS27 Dimensions

- 1830 x 700 x 755 mm
(Height x Width x Depth)*

Weight

- 210 kg

Cup capacity

- Up to 180 cups per hour (depending
on product and settings)

Electrical data

- 220-230 V/50/60 Hz/10 A

Power

- 2.3 kW

Water connection

- John Guest

Selection type

- 27-inch full HD multi-touch display

Container volumes: Bean containers

- | | | |
|--------|--------------------|-------------|
| ▪ Mono | approx. 5.0 kg | 15.0 litres |
| ▪ Duo | approx. 2 x 2.2 kg | 6.7 litres |

Instant product container

- 80 mm 5.0 litres

Grout containers

- Approx. 550 coffee cakes

Cup dispenser mechanism

- Without cup mechanism as standard,
optionally one or two cup mechanisms
(up to 1200 cups for two cup mechanisms)

To-Go cups, cups and pots

- Mugs and cups up to a maximum height of
110 mm standing on the cup table
- Coffee pots up to a height of 170 mm
(cup table folded up)



Sielaff GmbH & Co. KG
Automatenbau Herrieden
Münchener Str. 20
91567 Herrieden
Germany

Telephone: +49 9825 18-0
export@sielaff.de
www.sielaff.com

**See here for our
company profile video**

